

PERGO®

WOOD PARQUET

FLOORS
FOR
REAL LIFE

Welcome

to our collection of inspiration, tips and

guides

StayClean

makes your new wood floor
stay young!

Stay Clean

introducing a new level of durability to wood flooring

4

« FRONT PAGE FAWN OAK, PLANK W1708-03998-2

Svalbard
LONG & WIDE PLANKS
for a spectacular look

7



NEW! the look of oil
– the protection of lacquer!

6



Naturally *classy*

Looking for design tips and inspiration?

12


26 the many faces of **WOOD**



Floors for the environment.

Read about our sustainable production.

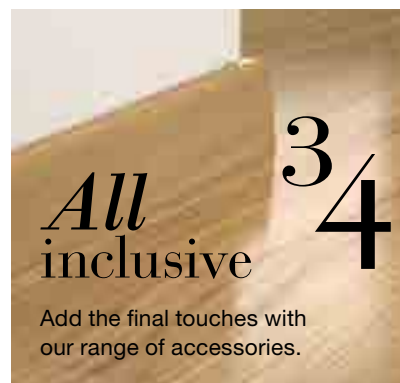
10



Do it yourself?

Installing a new floor is easier than you might think. We'll guide you every step of the way!

25



All inclusive

Add the final touches with our range of accessories.

3/4



*it's easy
to love*
Pergo Wood
Parquet

The modern look of wood flooring

Home should be a place that allows you to relax, be yourself and enjoy life free from worry. At Pergo, this is the philosophy that guides the design of our floors. To us, the look has always been as important as the ability to withstand everyday life. After all, what is the point of a beautiful floor if the beauty doesn't last?



**with
StayClean!**



The secret to Pergo durability

Making wood floors allows us to work with a material that is made beautiful by nature. However, wood floors can also be sensitive to discolouring from dirt and moisture. That is why we are proud to introduce the Stay Clean protection.

A close-up photograph of light-colored wood flooring planks. A speech bubble with a gradient from orange to yellow is overlaid on the left side, containing the text "without StayClean...".

**without
StayClean...**

for lacquered wood flooring!

Other, untreated, wood floors can be penetrated by dirt and water, causing permanent discolouring. Pergo wood floors have protection that covers the entire facing of each plank. And with **Stay Clean**, all lacquered Pergo wood floors are extra resistant to liquids and spills, preventing dirt from getting into the joints and wood texture.

Protection made invisible

Like any Pergo floor, our new wood collection is designed for maximum durability. Whether you choose an oiled or lacquered floor, the new Pergo wood floors are designed to allow the natural character of wood to really shine through.

Choosing surface protection for a wood floor used to be a choice between look and functionality. But thanks to a **new extra matt lacquer** we can now offer the look of an oiled floor, but with the easy maintenance and protection of lacquer. The floor is treated with no fewer than seven layers of protective lacquer, resulting in the uniquely matt look of an oiled or even untreated wood floor.

new
the look of oil
– the protection
of lacquer

Looking at your floor with a longer perspective

1: 2200 x 220 mm

2: 1820 x 190 mm

3: 1820 x 145 mm

4: 2200 x 190 mm



The all-new Pergo wood floors come in the long plank format, in one impressively long version.

A long plank helps make your room look more spacious and lends a stylish, contemporary feel to the whole interior.


And now Pergo goes **wider and longer** than ever before. Our longest planks are 220 cm long

and 22 cm wide – a view that, quite simply, has to be experienced.

Despite the long planks, our new wood floors are as easy as ever to install. Thanks to the Perfect-Fold™ 3.0 click system, planks can be installed by a single person. **Visit your nearest dealer to feel your way to your favourite!**



brushed



deep brushed



2-way bevel



4-way bevel

Get to know wood

Wood is a material that offers natural variety in the way it looks and feels. On top of that, it's also easy to change and modify by choosing different surface treatments and finishes. So when you look for a wood floor, there are a lot of aspects to consider.

Do you prefer the smooth looking walnut floor or a ragged look with visible knots and cracks? Is a low-maintenance lacquer surface protection for you, or do you prefer an oiled floor that can be refreshed or repaired easily? And what about bevels and different formats? In our collection you'll find floors to suit a wide range of styles and preferences.

Learn more on page 26!

The final touch makes all the

difference

To help you complete the impression you are looking for, we offer a complete set of accessories, from wallbases and mouldings, to multi-functional underlays and underfloor heating solutions. All accessories are made to give your floor that special finish you want.

natural look
protected by Pergo
StayClean!

More on page 4.



Choose a floor that is as good for the interior as it is for the exterior that we all share.


For the world around you

Choosing a beautiful floor is not just a matter of design and enhancing your interior. As with so many other products, it's a decision that reaches beyond the walls of your home, and that's why we would like to tell you how your new floor is produced.

At Pergo, we've taken measures to ensure minimal impact on the environment in every step of the manufacturing process – and throughout the entire life cycle of our wood floors. The core is made from spruce. The top layer is sourced from sustainable supplies of oak, merbau, walnut and iroko in Europe. All our lacquer and oil meet strict international emission norms, so you can enjoy your wood flooring in the knowledge that it is made with respect for the environment. Also no formaldehyde is added to our floors.



* Information sur le niveau d'émission de substances volatiles dans l'air intérieur, présentant un risque de toxicité par inhalation, sur une échelle de classe allant de A+ (très faibles émissions) à C (fortes émissions).





MAKE YOURSELF
comfortable


Being welcome into a warm, cosy home will not only make your guests feel at ease – you will, too.



Look at the big picture

Go for all-over harmony when you choose a floor.

If your furniture are in muted colours and soft materials, a matt floor is a good match.

A photograph of a staircase with white walls and dark wood treads. The staircase is on the left side of the frame, leading up. To the right of the staircase is a window with white trim. In the foreground, there is a dark wood floor. On the right side, there is a small black table with a vase of flowers. The overall aesthetic is clean and modern, with a focus on the dark wood flooring.

The black colors of Charcoal oak is a natural fit against a white background, accentuated by round shapes that remind us of the 60' and 70's.

This is where I want
my favourite things to be





Thinking about
installing the floor
yourself?

Don't worry!

Installation is fast and
easy with PerfectFold™ 3.0
click system.

More on page 25.

Let the floor lead the way

If your room has a big light source like a window you should install the floor with the planks directed towards the light. Daylight reflecting off an unbroken expanse of wood enhances the beauty of the flooring.



ASHEN GREY OAK, PLANK W1706-04004

Simple pleasures

Surround yourself with natural materials. Live close to the greenery outside. And let your house fill up with light and laughter.



CHIFFON OAK, PLANK W1708-04000-2



Discover the longer view!



Svalbard
LONG & WIDE
planks

A longer plank will make your room more spacious and open. And the longer it gets, the grander the impact. This is why we have created a format that is 220 cm long and 22 cm wide.



Thinking about
installing the floor
yourself?

Don't worry!
Installation is fast and
easy with PerfectFold™ 3.0
click system.
More on page 25.

Office space

In the right setting, it's easier to open
your mind up to new ideas.





Get set for life!
Pergo floors come
with an extensive
guarantee.
Read more on
page 43.



Create your own
comfort
zone with earthy
tones, deep
cushions and
a wealth of different
textures.

It's all-natural,
and all-good.



Pergo wood floors are built as they should be: to last. After all, floors need to withstand quite a lot. Children, accidents and parties are all part of life – which is why Pergo floors are designed with them in mind.

1 Protective finish

7 layers of high quality lacquer or 2 layers of high quality oil provide maximum protection and ensure easy maintenance

2 Face layer

A carefully selected wood layer, that can be sanded 2 – 3 times

3 Advanced core

The core absorbs the stresses and strains that are put on your floor, and ensures that it remains stable in all conditions

4 Balanced backing


The backing veneer is made from ecologically certified wood and helps to perfectly balance the boards

Pergo wood floors consist of 3 layers of wood with the grain running in different directions to reduce the natural swelling and shrinking caused by fluctuations in temperature and humidity. An advanced core of spruce absorbs stress and strain to ensure that your floor remains stable in all conditions.




Fast & easy installation with PerfectFold™ 3.0 system

Use the method that works best for you!



Drop down

The ideal method for quickly installing a large area. Angle the plank at the long side joint, slide it until it meets the end of the previously installed plank, and press down.



Insert horizontally

Unlike many other brands, Pergo wood floors can also be inserted horizontally. A very handy option for places where it is difficult or impossible to tilt the planks (when installing the last row of planks, or under door frames and radiators).



Angle

If you prefer, Pergo offers a third option for installing your new wood floor. Simply angle and click the planks together at the short end.

Watch the step-by-step videos on pergo.com

Choosing a wood floor

When you go looking for a wood floor you're faced with a lot of choices. Because wood is not only a material that offers a wide variety of natural looks, the variety is increased even more by different surface treatments and finishes. In this brochure you will find a wide range of wood designs. Take your time choosing between the different options to find the floor that is right for you. And when you're ready we advise you to visit your nearest dealer to experience your choice first-hand. Because the tactile beauty of a wood floor makes for a great look, but an even greater touch.

Grading

Each tree is unique, and even different parts of the same tree produce different appearances. Knots and grain patterns help define and add character. Some of our products have more character than others, and that is why we have developed a grading system to help you find the floor with the expression you want.

Please see pergo.com for more detailed information.



Selected

Wood with knots up to 20 mm; natural variation in colour and structure.



Accent

Wood with knots up to 50 mm; lively variation in colour and structure.



Lively

Wood with big knots up to 80 mm and cracks; lively variation in colour and structure and a rather rustic appearance.

Structure



Brushed

Brushing the surface of a wood plank accentuates the natural grain structure, and enhances the authentic look and feel of the wood.



Deep brushed

The wood surface is treated with special brushes, brushing down the soft parts of the wood. Deep brushing enhances the natural wood feel even more.


Finish

Wood is a material that truly grows more beautiful with time. And to ensure that you may enjoy your floors for many years to come, our floors are given a protective and caring surface finish. All our floors are ready for use right out of the box, with no extra surface treatment necessary. Choose between two finishes – oil and lacquer – bringing out different qualities in the wood to give them a distinct look. All of our lacquers and oils meet strict international emission norms, so you can enjoy your wood flooring knowing that it was made with respect for the environment.



Extra matt lacquer

Our extra matt lacquer offers the best of both worlds: the look of untreated wood with the performance and low-maintenance of lacquer.



Lacquer

Lacquer makes the floor dirt-repellent, easy to clean, and resistant against water as well as household chemicals. Our lacquer comes in different gloss levels - bright, satin and matt lacquer.



High-quality oil

Oil really puts emphasis on the authenticity of real wood and gives it an extra matt look that ages gracefully and is easy to repair and renew.

Bevels

Bevels define each individual plank, creating the feeling of an authentic wood floor. Our collection features designs with bevels on the longest sides or on all four sides of the plank.



2-way bevel



4-way bevel

Woodspecies

Oak planks have a typical grain structure and a yellow to brown colour. **Iroko** planks have a golden colour, with brown straight grain. **Merbau** varies widely from orange towards dark reddish brown. Walnut has a warm brown colour which contrasts with the whitish sapwood.



Svalbard

2200 x 220 x 14 mm | 4 way bevel



Gotland

1820 x 190 x 14 mm | 2 way bevel



GRADINGS:

Selected, Accent, Lively



Brushed



Deep brushed



Extra matt laquer



Matt laquer




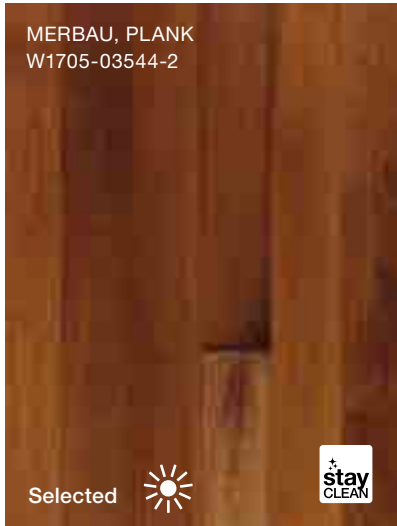

Satin laquer



Bright laquer




Oil finish




Bornholm

1820 x 145 x 14 mm | 2 way bevel



GRADINGS:





Selected, Accent, Lively



For technical reasons the colours printed here may differ from actual floor colours. We recommend visiting a dealer to view a sample prior to purchase.

Värmdö

2200 x 190 x 14 mm



Jomfruland

2200 x 190 x 14 mm



GRADINGS:

Selected, Accent, Lively



the finishing touch



When it comes to floors, the beauty really is in the details. Because what would the new living room floor be without the wallbases and mouldings? The staircase without the finishing stair nose? The floor without the comfortable underfloor heating?

There are some things you might not think of as important parts of a beautiful floor.

For the best-looking result, we recommend that you take the time to include accessories when you go floor shopping.



1

Wallbases

Pergo's wallbases are installed easily and flexibly using a snap-in system, nails, screws or glue. All wallbases have milled grooves on the back for easily concealing cables.



2

T-Mouldings


T-Mouldings are necessary for allowing floors to move when installing separate flooring sections on the same level, e.g. in two connecting rooms with the same floor. Available in our 5-in-1 solution.



3

Transitions and finishing pieces

These accessories provide an elegant transition and compensate for height differences wherever wood floors meet other flooring surfaces. Use a Carpet transition between wood and carpeting, and a Hard surface reducer between wood and tiles. End mouldings provide a nice finish against thresholds and in other similar situations. Available in our 5-in-1 solution.



4

Stair noses

Pergo's flooring is an excellent choice even for staircases, where matching stair noses are used to provide an elegant finish to each individual step. Available in our 5-in-1 solution.



PGWINCP(-)
2150 x 17 x 54 mm

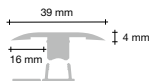
(see matching matrix for correct art no)

5 perfect finishes in 1

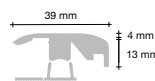
Pergo 5-in-1 offers different moulding solutions for different parts of your floor, all wrapped up in one handy package. The mouldings match your floor perfectly in colour, as well as in texture, and the one-piece solutions give a seamless installation result. The surface is made of wear and scratch-resistant veneer. The core consists of HDF and the bottom rail is made of plastic. With the patented Incizo® solution, you easily cut the moulding to the shape you need. Knife is included. Suitable for flooring heights between 12.5 and 14 mm.



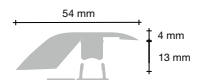
T-moulding
From wood to wood.



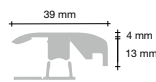
Carpet transition
From wood to carpet.



Hard surface reducer
From wood to ceramic, vinyl or linoleum.



End moulding
Finishing up to threshold, sliding doors, etc.



Stair nose moulding, flush
For a flush finish on stair treads.



Stair nose moulding
For a step down from a floating floor, e.g. at the top of the stairs or a step down in a room.

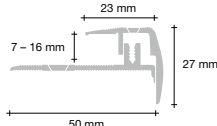
The Incizo® subprofile is required for stair application and has to be ordered separately.

NEWINCPBASE3ME215, for 14 mm floors
NEWINCPBASE2ME215, for 12.5 mm floors



Stair nose, aluminium
PGSTPSILVME270N, 2700 x 23 mm

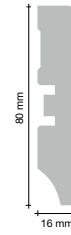
Fits to flooring thickness of 7 – 16 mm.
Surface: aluminium.
Colour: silver.





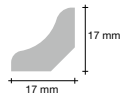
Wallbase, straight
 PGWPPSKR(-), 2400 x 16 x 80 mm
 (see matching matrix for correct art no)

Surface: wear and scratch-resistant veneer.
 Core: MDF. Colour matched.



Wallbase, white & paintable
 PGWPPSKRWHITE, 2400 x 16 x 80 mm – white
 PGWPPSKRPAINT, 2400 x 16 x 80 mm – paintable

Surface: foil. Core: MDF.
 Colour: white (NCS 0502 Y), paintable.



Beading
 PGSCOTWHITE, 2400 x 17 x 17 mm – white
 PGSCOTPAINT, 2400 x 17 x 17 mm – paintable

Colour: white, paintable
 Surface: foil
 Core: MDF

underlays






Make a great floor greater!

Before installing your new Pergo wood floor, you need to select an underlay. Choosing the right underlay will not only increase walking comfort, but also add functionality to your floor.




Do you want to improve the acoustics in the room, or do you need moisture protection? We offer a wide range of underlay solutions, suited to different needs. As with all Pergo products, our underlays are designed to retain their properties over time, making sure your floor stays beautiful as well as functional.

On the next page you will find an overview to help you choose the flooring underlay that is right for you.

Underlays for wood subfloors

	GOOD Underlay Foam	BETTER Smart Underlay	BEST Silent Walk
Durability	●●○○○○	●●●●○○	●●●●●●
Walking sound reduction	●●○○○○	●●●○○○	●●●●●○
Floor heating**	●●●○○○	●○○○○○	●●●●●●
Vapour barrier	NO	NO	YES*
Thickness	2 mm	3 mm	2 mm
			
	Underlay Foam PGUDLFOAM15B For rooms with light traffic. 15 m ² / roll.	Smart Underlay PGUDLSMART15 For rooms with frequent traffic. 15 m ² / pack.	Silent Walk PGUDLSW7 A very durable and strong underlay for rooms with more frequent traffic. 7 m ² / roll.

Underlays for concrete subfloors

	GOOD Underlay Foam+	BETTER Smart Underlay+	BEST Silent Walk
Durability	●●●○○○	●●●●○○	●●●●●●
Walking sound reduction	●●●○○○	●●●○○○	●●●●●○
Floor heating**	●●●○○○	●○○○○○	●●●●●●
Vapour barrier	YES	YES	YES*
Thickness	2 mm	3 mm	2 mm
			
	Underlay Foam+ PGUDLFOAMPLUS15 A good basis for rooms with less traffic. Integrated vapour barrier with an overlap and tape strip included. 15 m ² / roll.	Smart Underlay+ PGUDLSMARTPLUS15 Good in rooms with more frequent traffic. Integrated vapour barrier with an overlap and tape strip included. 15 m ² / pack.	Silent Walk PGUDLSW7 A very durable and strong underlay for rooms with more frequent traffic. 7 m ² / roll.

*When installing the SilentWalk on concrete floors or atop floorheating, tape the edges of the underlay with a damp-proof tape. Don't do this when installing on wooden subfloors. **Always use together with PE film.

Underlays for professional use

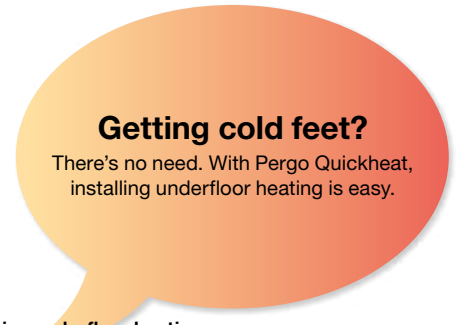


Professional SoundBloc™

PGUDLPS15, 0.95 x 15.79 m = 15 m² / roll

PGUDLPS50, 0.95 x 52.64 m = 50 m² / roll

The best underlay for eliminating reflected walking sound. Increases walking comfort and provides excellent impact sound insulation. Integrated vapour barrier with an overlap and tape strip included. Thickness: 2 mm. Material: Crosslinked polyethylene foam.



Getting cold feet?

There's no need. With Pergo Quickheat, installing underfloor heating is easy.



Pergo Quickheat is the smart and easy way to enjoy underfloor heating. Nothing to cast in concrete, minimum bother – you can even forget about the electrician. Just roll out the Quickheat mats with built-in heating cables and click them together. Install the thermostat and safety box on the wall and plug in. It really is that simple.

In addition to warmth, Pergo Quickheat also provides walking comfort, so no other underlay is needed. By supplementing your primary heating system with Pergo Quickheat, you can also usually lower the temperature 2 – 3 degrees compared to using radiators. The timer included with the system can be set for 5 + 2 days.

1. Quick, comfortable warmth


Pergo Quickheat consists of two layers of foam plus a middle layer with heating cables and a reflective surface of aluminium foil. Thanks to the insulation and the heat-reflective surface in the bottom of the mat, all heat is directed upward for fast adjustment of the room's temperature.

2. Built-in safety feature

Pergo Quickheat has a built-in electrical safety feature that automatically disconnects power if a failure should occur. Naturally, the system is certified for do-it-yourself installation and fulfils international standards for removable floors.

3. Wireless thermostat in every room

With Pergo Quickheat you can easily fine-tune the temperature of each room. Once the mats have been rolled out, simply connect the safety box and set the wireless thermostat to the desired temperature. The flexible timer allows you to have separate floor heating settings for weekdays and weekends. Four individual time zones support your daily mode (morning, day, evening and night) and each period can be set with a unique temperature.



Pergo Quickheat, 55

PGUDLQH2, 2 x 1 m
PGUDLQH3, 3 x 1 m
PGUDLQH4, 4 x 1 m
PGUDLQH5, 5 x 1 m

55 W / m². 220 V 50 Hz (European plug).
Max load: 10 A (2300 W at 230 V).
Maximum installation area: 42 m².
Suitable for 5% ~ 95% relative humidity.
Thickness: 8 mm. Thermal Insulation: 8 W / m² K.

Filler mat

PGUDLQHFILLERMAT, 6.37 m²

26 mats/box. Used for the space between the heating mats and the wall.

Extension cables

PGQHEXTCAB025, 0.25 m
PGQHEXTCAB100, 1.0 m
PGQHEXTCAB200, 2.0 m

Used between mats and/or to extend between mats and safety box.



Installation kit, wireless

PGUDLQHKITEU

Wireless thermostat, safety box, connector tool and installation instructions.



Moisturbloc Extreme™
PGUDLMO15

This vapour barrier has three times the moisture resistance of a traditional PE film. Can be installed on concrete floors with up to 95% relative humidity, making it ideal in basements and on concrete floors with high humidity. Moisturbloc Extreme™ makes it possible to install floors earlier during the construction of new homes. 1.05 x 15 m = 15 m² (5 cm overlap). Tape included. Thickness: 2.5 mm. Material: Polypropylene.



PE film (polyethylene)

PGUDLSCREEN34,
12.5 x 2.7 m = 33.75 m² / roll
An underlay that protects flooring from moisture vapour rising up from a mineral or concrete subfloor. Useful lifetime 50 years. Thickness: 0.2 mm. Material: Polyethylene, alkaline resistant.



Installation kit
PGTOOL

Everything you need in one box. Contains tapping block, installation spacers in two sizes (2 x 18 = 36 pcs) and a pullbar.

Extra spacers
PGSPACER, 48 pcs



Wallbase installation kit
PGCLIPS15LM

All wallbases are installed with an easy to use snap-in system where no nails or screws are visible. One installation kit is enough for 15 metres of wallbase.



Wood tapping block
PGWTAPPINGBLOCK

Professional tapping block. 520 x 110 x 62 mm. 10 pc / pack.



Professional pullbar
PGWPULLBAR

Professional and silent pullbar thanks to the rubber shock absorber on the contact surface. 700 x 280 x 230 mm. 1 pc / pack.



Safeseal
PGSEAL500

500 ml. Used for floor areas that require extra protection against moisture. PVAc based.



Multiglu
PGGLUE290

290 ml. Ideal for installing wallbases and mouldings. Hybrid polymer. One tube gives 15 running meters of skirting.



Sealant

PGKIT(-)A
310 ml. For a beautiful finish. Dry in half an hour and fully cured after 24 hours. Available in 8 colours. Water based acrylic.

For a neutral color use
Aqua Sealant (PGKITTRANSP)



Radiator caps

Stainless steel
PGRCINOX15
inner diameter: 15 mm
outer diameter: 54 mm
PGRCINOX22
inner diameter: 22 mm
outer diameter: 54 mm



Tape

NETAPE50
50 m x 5 cm. Self-adhesive aluminium tape for underlays.

Our high-quality, ergonomically designed original maintenance accessories make it even easier to keep your floor looking fresh for longer. To maintain the lustre of a Pergo floor, avoid using regular cleaning products such as soaps and detergents as these will form a film on the surface. Pergo's special all round cleaner removes dirt without leaving a film if used correctly.



Cleaning kit
PGCLEANKIT

High-quality mop set with extra long ergonomic handle and a mop cloth holder with a practical Velcro fastener for attaching the mop cloth.



All round Floor Cleaner
PGCLEANALL1000

Specially developed for cleaning wood or laminate flooring. Ideal for removing dirt, grease spots and heel marks, as well as for daily cleaning.



Repair wax
PGREPAIR

Repair the colour of damaged planks quickly and easily with wax in colours covering the Pergo wood palette. Contains 1 melting knife, 1 comb, 7 wax blocks. For more information on how to mix colours please visit pergo.com

Cleaning and maintenance tips!

In order to maintain the original texture and impression of your wood flooring it's important to clean and maintain it on a regular basis. After installation and before you furnish the room we suggest to clean the surface using vacuum cleaner or a dry mop. If needed you can also clean the surface using a damp micro mop to remove any dirt left after the installation.

- » For the regular cleaning and maintenance, use dry methods as much as possible using our microfiber mop with its large dirt holding capacity.
- » On occasion and based on the usage of the floor a light damp cleaning is required. You can combine the microfiber with the Pergo Allround floor cleaner for the best result. The cleaner is compatible with lacquered and oiled floors. It cleans the floor thoroughly, retains the original look of the floor, keeps the floor hygienic and does not cause layers of product to build up.
- » Our oiled wood floors need regular maintenance to retain its original look and become

more wear-resistant. Read more on our web page.

- » You should always control the amount of water used since a wooden material has limited resistance against water. A good rule of thumb when using water is to make sure that the surface is completely dry within 60 seconds.

- » Never use steel wool or another coarse material as this may damage the structure and appearance of the top layer. A Pergo wood floor may not be waxed or polished.

- » The complete cleaning instruction together with our Stain removal guide is available on our web page.

matching matrix



5-in-1
17 x 54

PGWINCP(-)



Wallbase straight
16 x 80

PGWPPSKR(-)

Sealant
310 ml

PGKIT(-)

Svalbard				
W1703-03096-2	Hazel Oak, plank	03096	03096	04
W1703-03790-2	Granule Oak, plank	01334	01334	05
W1703-03793-2	Patina White Oak, plank	01742	01742	01

formats

	Collection	Length, mm	Width, mm	Thickness	Panels/pack	m ² /pack	Pack/pallet	m ² /pallet
Plank design	Svalbard	2200	220	14	4	1.936	64	185.874
	Gotland	1820	190	14	6	2.075	55	114.114
	Bornholm	1820	145	14	6	1.583	66	104.504
	Värmdö	2220	190	14	6	2.508	55	137.94
	Jomfruland	2220	190	14	6	2.508	55	137.94

Every pack can contain 1 board which is composed of two planks with variable length.



GRANULE OAK, PLANK W01703-03790-2

Product images may differ from actual product. The availability of products, or the products themselves, may change at any time without notice.
 Contents ©2017 by UNILIN bvba – division flooring. All Rights Reserved. The contents of this brochure may not be reproduced in whole or in part without prior written permission from the publisher.




Guarantee

Thanks to a robust and innovative construction, every Pergo wooden floor is made to last, and that's why our products come with an extensive warranty of 33 years.

*Domestic use only

FLOORS FOR REAL LIFE



pergo.com

PERGO®

Pergo is a quality product produced by **UNILIN** bvba, division flooring, Ooigemstraat 3, 8710 Wielsbeke, Belgium.

